

Scaled data based on original data using
LM-79-08 Approved Method: Electrical and Photometric Measurements of Solid-
State Lighting Products

Test Report Prepared for
Cooper Lighting Solutions
(formerly Eaton)

Brand: McGRAW-EDISON

Report Number: P200235

Luminaire Tested: **GWC-AF-01-LED-E1-5WQ-7050-600**

Issue Date: 3/3/2020

Test Information

Test Method: LM-79-08
Report Number: P200235
TEST IS SCALED FROM IESNA LM-79-08 TEST DATA (P24143)
Test Lab: INNOVATION CENTER P2
Issue Date: 3/3/2020
Manufacturer: COOPER LIGHTING SOLUTIONS (FORMERLY EATON)
Product Line: MCGRAW-EDISON
Catalog Number: GWC-AF-01-LED-E1-5WQ-7050-600
Description: GALLEON WALL LUMINAIRE
(1) 70 CRI, 5000K, 615mA LIGHTSQUARE WITH 16 LEDS EACH AND TYPE V WIDE OPTICS
Light Source: -
Ballast/Driver: ELECTRONIC DRIVER

Summary

Lumens per Lamp: N/A
Luminaire Lumens: 4412 lumens
Efficiency: N/A
Efficacy: 129.8 lumens/watt
Luminous Opening: Rectangular (W 0.5' x L: 0.5' x H: 0')
IES Classification: Type V - Short - Semi-Cutoff
BUG Rating: B3 - U0 - G1

Input Watts (W): 34
Input Voltage (V): NR
Input Current (Ain): NR
Voltage Rise (V): NR
Power Factor: NR
Total Harmonic Distortion (THDi): NR
Frequency (hertz): 60
Stabilization Time: NR
Operation Time: NR
Ambient Temperature (°C): NR
Test Distance: 25 FT

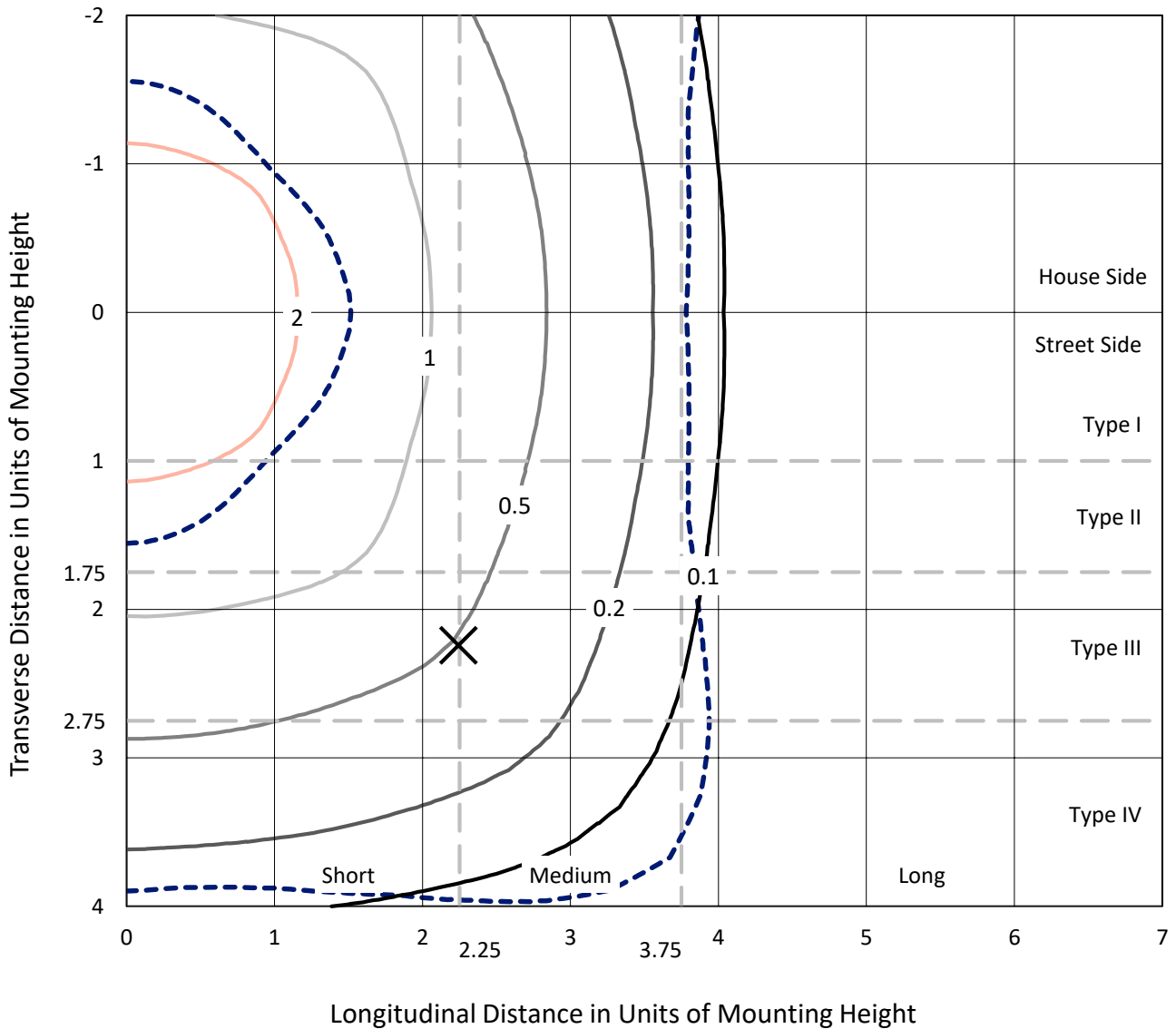


REPORT NUMBER: P200235

CATALOG NUMBER: GWC-AF-01-LED-E1-5WQ-7050-600

Iso-Footcandle Lines of Horizontal Illumination

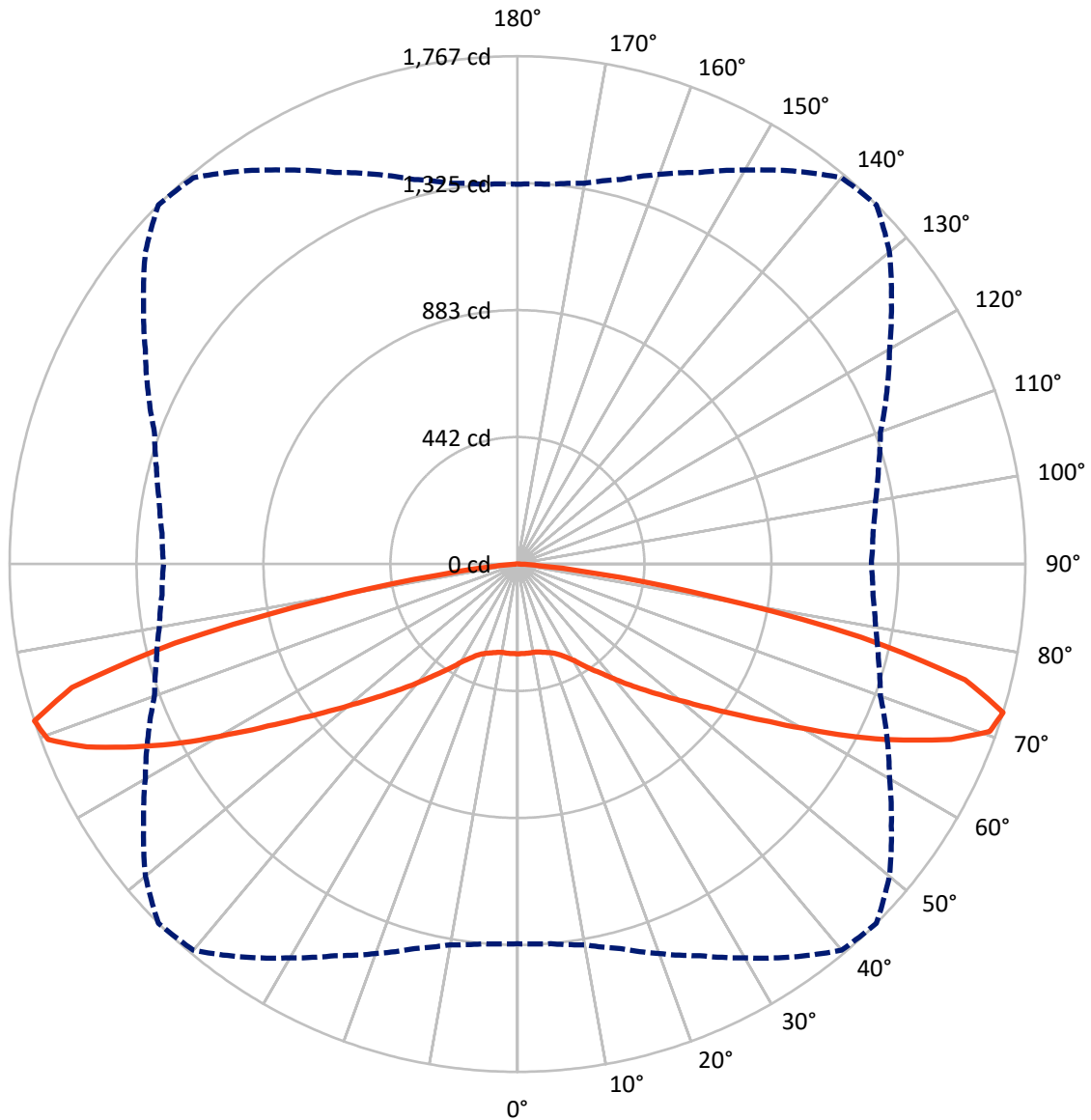
× Max cd
 - - - 1/2 Max cd



Based on 10 foot mounting height. Maximum calculated value = 3.1 fc
 Type V - Short - Semi-Cutoff

REPORT NUMBER: P200235
CATALOG NUMBER: GWC-AF-01-LED-E1-5WQ-7050-600

Luminous Intensity Polar Plot



— Vertical Plane Through 45-Deg Lateral - - - Horizontal Cone Through 72.5-Deg Vertical

REPORT NUMBER: P200235

CATALOG NUMBER: GWC-AF-01-LED-E1-5WQ-7050-600

FLUX DISTRIBUTION:

		Downward	Upward	Total
House Side	Lumens	2206.0	0.0	2206.0
	% Fixture	50.0	0.0	50.0
Street Side	Lumens	2206.0	0.0	2206.0
	% Fixture	50.0	0.0	50.0
Total	Lumens	4412.0	0.0	4412.0
	% Fixture	100.0	0.0	100.0

Coefficient of Utilization

ZONAL LUMENS:

Zone	Lumens	% Fixture
0°-10°	29.8	0.7
10°-20°	90.6	2.1
20°-30°	165.6	3.8
30°-40°	285.5	6.5
40°-50°	488.0	11.1
50°-60°	791.1	17.9
60°-70°	1312.3	29.7
70°-80°	1155.9	26.2
80°-90°	93.2	2.1
90°-100°	0.0	0.0
100°-110°	0.0	0.0
110°-120°	0.0	0.0
120°-130°	0.0	0.0
130°-140°	0.0	0.0
140°-150°	0.0	0.0
150°-160°	0.0	0.0
160°-170°	0.0	0.0
170°-180°	0.0	0.0
0°-90°	4412.0	100.0
0°-180°	4412.0	100.0



REPORT NUMBER: P200235

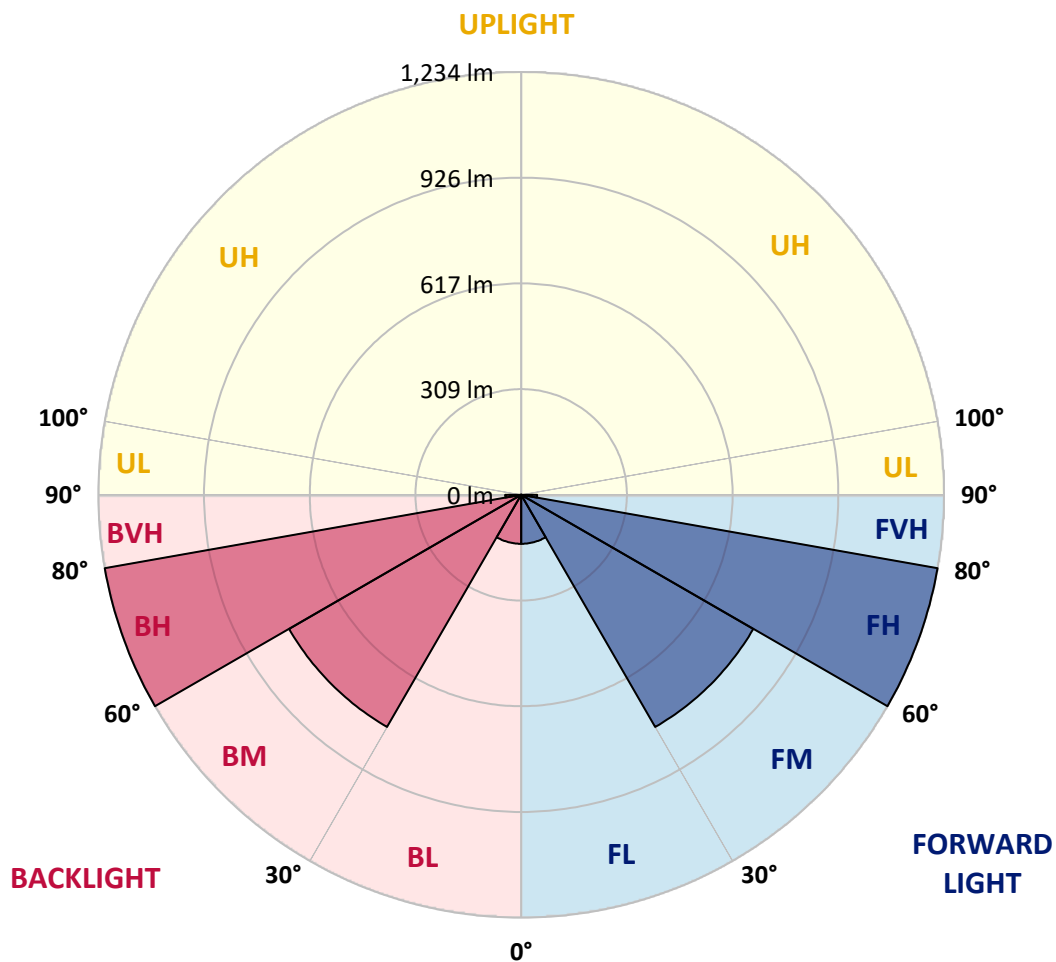
CATALOG NUMBER: GWC-AF-01-LED-E1-5WQ-7050-600

LUMINAIRE CLASSIFICATION SYSTEM LUMEN TABLE AND BUG RATING:

Zone	Lumens	% Fixture	Zone Rating/Lumen Limit		
			B	U	G
FL (0°-30°)	143.0	3.2			
FM (30°-60°)	782.3	17.7			
FH (60°-80°)	1234.1	28.0			G1/1800
FVH (80°-90°)	46.6	1.1			G1/100
BL (0°-30°)	143.0	3.2	B1/500		
BM (30°-60°)	782.3	17.7	B1/1000		
BH (60°-80°)	1234.1	28.0	B3/2500		G1/1800
BVH (80°-90°)	46.6	1.1			G1/100
UL (90°-100°)	0.0	0.0		U0/0	
UH (100°-180°)	0.0	0.0		U0/0	

BUG Rating: B3-U0-G1

Type V Short





REPORT NUMBER: P200235

CATALOG NUMBER: GWC-AF-01-LED-E1-5WQ-7050-600

CANDELA DISTRIBUTION (FULL):

	0°	5°	10°	15°	20°	25°	30°	35°	40°	45°	50°
0°	312.4	312.4	312.4	312.4	312.4	312.4	312.4	312.4	312.4	312.4	312.4
2.5°	312.4	312.6	312.8	312.6	312.6	312.4	312.2	312.4	312.2	311.8	312.0
5°	313.4	313.9	313.9	313.4	313.7	313.4	313.0	313.2	312.8	312.2	312.2
7.5°	314.7	314.9	314.9	314.5	314.7	314.3	313.9	313.7	313.2	312.4	311.8
10°	316.5	316.7	316.5	316.1	316.1	315.5	314.5	314.1	313.2	312.0	311.4
12.5°	318.5	318.7	318.5	318.1	317.9	316.9	316.1	315.5	314.9	313.9	312.8
15°	321.3	321.7	321.3	320.5	319.9	319.1	318.7	318.9	319.1	318.3	317.3
17.5°	326.6	326.8	326.2	324.4	323.6	322.8	322.8	323.2	323.8	323.4	322.4
20°	336.3	335.7	334.3	332.1	331.1	329.6	329.4	329.6	329.6	329.4	328.6
22.5°	348.5	348.1	346.2	343.4	342.0	341.2	340.0	338.9	338.7	338.1	337.3
25°	363.0	362.8	360.6	358.2	357.2	356.1	355.1	353.7	352.5	351.1	350.3
27.5°	381.6	380.8	377.6	376.4	375.0	374.4	372.9	371.3	370.3	368.5	367.5
30°	402.1	402.1	399.5	399.0	399.0	397.6	396.0	393.2	391.4	389.5	388.9
32.5°	422.5	422.7	420.1	420.9	421.5	422.5	422.9	421.9	420.7	420.5	419.3
35°	452.1	451.3	448.6	449.2	449.0	448.8	448.8	451.1	451.5	451.9	449.4
37.5°	488.7	488.7	486.1	486.1	484.8	483.6	482.0	483.4	485.7	486.3	484.6
40°	530.6	532.0	528.8	528.6	529.0	525.1	523.3	525.5	526.9	529.4	527.5
42.5°	580.0	578.9	575.7	575.3	573.1	571.9	570.2	572.1	574.3	575.9	576.5
45°	627.3	626.5	622.9	622.9	620.6	619.6	620.4	623.5	624.5	626.7	628.9
47.5°	674.0	673.0	670.6	671.6	671.8	673.6	676.3	679.1	681.9	685.0	686.0
50°	721.8	722.0	719.4	721.8	724.8	729.9	737.0	741.6	747.5	751.3	752.6
52.5°	765.3	766.1	769.0	774.6	780.7	790.6	802.7	814.1	823.8	830.3	829.9
55°	817.5	818.7	825.6	835.3	845.2	860.2	878.2	898.3	914.4	923.8	917.9
57.5°	884.3	886.9	894.6	907.8	922.5	942.0	966.7	996.8	1021.9	1034.4	1024.9
60°	976.0	977.6	986.9	1001.5	1019.3	1043.3	1076.3	1116.8	1152.2	1168.8	1157.9
62.5°	1096.8	1099.8	1107.3	1122.1	1140.3	1167.6	1207.9	1258.5	1302.6	1325.6	1300.9
65°	1241.1	1250.8	1257.0	1272.0	1289.0	1317.9	1360.0	1414.3	1461.6	1476.8	1448.3
67.5°	1383.9	1392.4	1403.3	1420.5	1437.7	1470.3	1509.4	1562.0	1614.0	1627.8	1583.4
70°	1446.4	1451.3	1468.3	1491.8	1524.8	1563.2	1608.3	1667.4	1731.8	1743.1	1686.8
72.5°	1321.2	1326.0	1345.1	1384.9	1442.4	1503.5	1582.2	1669.0	1754.0	1766.8	1689.3
75°	999.2	991.3	1019.5	1072.3	1149.8	1235.0	1345.1	1469.5	1592.3	1608.3	1515.9
77.5°	516.4	515.4	536.6	602.2	694.7	791.6	912.8	1053.5	1173.7	1222.2	1147.0
80°	145.5	147.1	157.2	189.8	243.8	313.9	408.6	540.3	638.6	688.8	646.7
82.5°	57.1	61.5	65.4	71.4	78.5	88.8	118.6	176.5	236.8	282.9	231.7
85°	20.4	21.9	31.0	36.6	37.2	39.3	44.7	52.2	62.9	75.1	61.7
87.5°	7.7	8.5	9.9	16.4	16.2	14.8	18.0	18.8	14.2	13.0	16.0
90°	0.0	0.0	0.0	0.0	0.0	0.0	0.0	0.0	0.0	0.0	0.0



REPORT NUMBER: P200235

CATALOG NUMBER: GWC-AF-01-LED-E1-5WQ-7050-600

CANDELA DISTRIBUTION (continued):

	55°	60°	65°	70°	75°	80°	85°	90°
0°	312.4	312.4	312.4	312.4	312.4	312.4	312.4	312.4
2.5°	311.6	311.8	311.8	312.0	312.2	312.2	312.6	312.6
5°	311.8	311.8	311.4	311.6	311.4	311.4	311.6	311.6
7.5°	311.4	311.2	310.8	310.6	310.2	310.2	310.2	310.2
10°	310.8	310.6	310.2	310.0	309.8	309.8	309.8	309.8
12.5°	312.4	311.8	311.4	311.2	311.2	311.2	311.2	311.2
15°	316.7	315.3	314.3	314.3	314.5	314.9	314.9	315.3
17.5°	321.9	320.3	319.3	318.5	318.9	319.5	319.9	320.3
20°	328.2	327.4	326.0	325.2	325.2	326.0	326.4	326.6
22.5°	336.9	336.3	335.7	334.7	334.7	335.1	335.9	335.9
25°	349.9	349.5	349.1	348.3	348.1	348.1	348.5	348.9
27.5°	366.1	366.3	365.9	365.7	365.1	364.8	365.5	365.3
30°	387.7	388.7	389.7	388.9	387.9	387.3	386.7	385.9
32.5°	417.1	415.8	415.0	413.6	411.8	410.2	409.0	407.5
35°	444.8	442.8	441.9	443.2	443.0	441.9	440.5	439.3
37.5°	478.8	478.4	478.8	481.0	480.6	481.6	478.8	478.6
40°	521.7	522.1	524.9	527.5	529.0	530.4	528.8	527.1
42.5°	571.5	571.3	572.3	575.9	578.3	580.0	576.5	576.1
45°	624.1	622.7	623.5	626.5	628.9	630.7	626.9	626.9
47.5°	681.9	679.5	676.9	680.3	681.7	683.0	679.9	678.9
50°	746.5	741.4	735.8	737.2	737.2	736.8	732.9	732.7
52.5°	820.6	811.2	800.9	797.1	794.9	792.4	785.7	782.5
55°	905.7	891.8	875.6	865.7	860.4	853.7	842.6	839.6
57.5°	1005.3	983.5	955.5	943.4	931.6	920.7	908.4	904.9
60°	1123.3	1091.1	1054.1	1031.6	1018.9	1008.3	995.6	995.0
62.5°	1254.8	1204.0	1162.1	1141.9	1132.6	1123.3	1111.1	1112.8
65°	1388.6	1335.6	1296.3	1279.9	1271.2	1263.5	1251.4	1253.2
67.5°	1520.5	1471.7	1428.6	1411.8	1402.1	1392.4	1381.5	1383.3
70°	1615.2	1554.7	1506.1	1468.9	1445.6	1419.3	1402.3	1398.1
72.5°	1588.1	1494.8	1417.7	1343.8	1300.5	1265.3	1241.5	1231.1
75°	1374.4	1246.9	1147.8	1057.1	1006.1	964.6	934.5	915.7
77.5°	1020.7	877.4	760.3	655.8	573.3	517.8	478.8	453.5
80°	558.7	424.9	310.6	218.3	160.5	133.4	117.8	110.3
82.5°	174.0	112.3	82.8	71.4	66.4	63.5	58.9	51.4
85°	55.4	48.6	45.1	43.1	41.1	35.8	24.7	22.5
87.5°	21.4	22.1	21.9	20.6	21.0	15.2	12.1	10.7
90°	0.0	0.0	0.0	0.0	0.0	0.0	0.0	0.0

(END OF REPORT)